

  
**KRISUMI**  
CORPORATION



## **THE FIRST INDO-JAPANESE MEGA REAL ESTATE PROJECT**

---

SUMITOMO CORPORATION, JAPAN AND KRISHNA GROUP,  
INDIA JOINT VENTURE



**WATERFALL RESIDENCES**



Krisumi. The name brings together the finest Indian and Japanese values.  
'Kri' comes from 'Kriya' - Sanskrit for creation.  
And 'Sumi' is Japanese for fine living.  
As with the name,  
so with the company. Krisumi brings together the finest Japanese craftsmanship and the warmest Indian hospitality to create a unique experience for the discerning home owners of today.

Krisumi is backed by names you can trust: Sumitomo Corporation is a Fortune 500 company, with a legacy that goes back 400 years, and has the proven experience of having delivered over 300 successful projects worldwide. Krishna Group is an automobile behemoth, with Krishna Maruti Ltd as its flagship company. The Group is renowned for its focus on customers, stringent quality processes and strict adherence to commitments. Krisumi Waterfall Residences is characterised by highest Japanese quality standards, with contemporary global aesthetics and thoughtful touches to make every moment richer and fuller. The project is designed by Nikken Sekkei, Japan's No 1 architectural firm and the name behind the landmark Tokyo Skytree. Construction is being carried out by Tata Projects Ltd., assuring impeccable execution.

Come, discover the unique world of  
Krisumi Waterfall Residences...

# KRISUMI CITY

Krisumi City is an urban development project that seamlessly blends Japanese craftsmanship and Indian hospitality, to create a living that's simply sophisticated. Conceptualized as a truly integrated project, the inter-component synergy arising from high quality residential, office, retail, hospitality, education and health care options shall position Krisumi City as the showcase for urban living.

Designed by the world-class designers Nikken Sekkei, Krisumi City will be designed with the highest standards of Japanese quality and aesthetics.

Arrive at Krisumi City and experience life, the way it is meant to be.



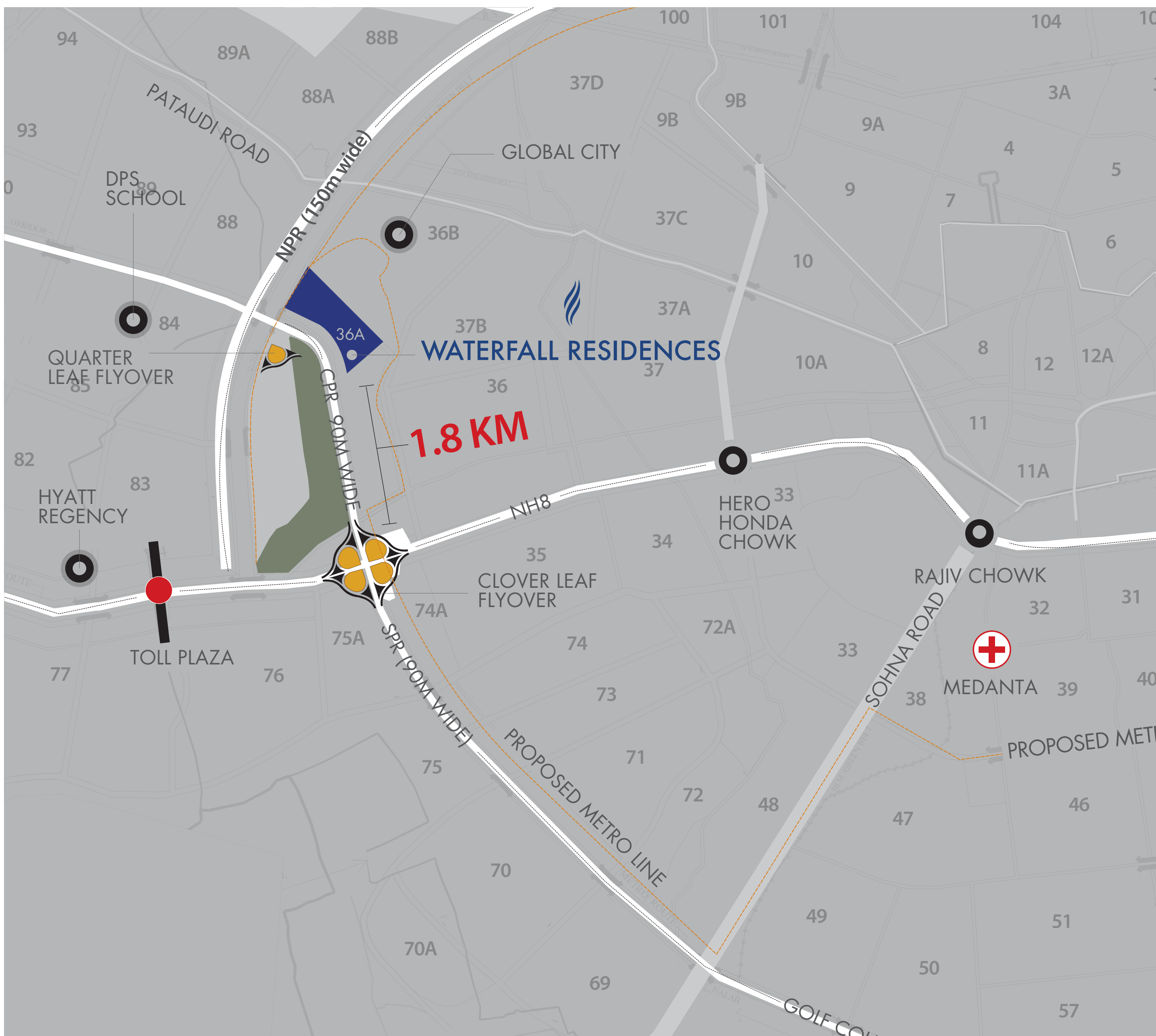
## LEGEND

## DISTANCE (Approx)

NH8	1.8 Kms
IGI Airport	24.8 Kms
Cyber City	17 Kms
Dwarka	19 Kms
IFFCO Chowk	13.6 Kms
Ambience Mall	18 Kms
NPR	1 Kms
Pataudi Road	1.6 Kms
MG Road	14.6 Kms
Medanta Hospital	9.6 Kms
Karma Lakeland	6.9 Kms
Hero Honda Chowk	5.6 Kms
Rajiv Chowk	8.6 Kms
Rockland Hospital	9.2 Kms

## DIRECTIONS

- 4 minutes from Kherki to right turn
- 5 minutes to Dwarka EL Road
- 5 minutes to Krisumi





  
WATERFALL RESIDENCES

COMMERCIAL

NPR (Dwarka Expressway 150 m wide)

GREEN BELT

 Sales Lounge

COMMERCIAL

ISBT & METRO TERMINAL 

CPR (Central Peripheral Road 90 m wide)

1.8 Km


GREEN ZONE

TOLL PLAZA 

COMMERCIAL

COMMERCIAL

NH8 (150 M wide)

 SPR  
(Southern Peripheral road  
90 m wide)





## TRUMPET JUNCTION

National Highway Authority of India is building a trumpet junction between Dwarka Expressway and CPR. This junction will merge with the clover leaf connecting COR, NH-8 and SPR, providing unrestricted access to all parts of Gurugram.



## CLOVER LEAF FLYOVER

A network of roads and flyovers including a clover leaf is being built to provide seamless access between Southern Peripheral Road (SPR), Central Peripheral Road (CPR) and NH-8. This would be the largest road infrastructure initiative in the city of Gurugram, making it a landmark in itself.

## UNPARALLELED CONNECTIVITY

- 2 of the widest roads in Gurugram – Northern Peripheral Road (CPR)
- National Highway-8 (NH-8) is the main arterial road for the city of Gurugram
- 3 minutes drive to NH-8
- Mass Rapid Transit System is planned along NPR and CPR
- CPR links Dwarka Expressway (NPR), with Southern Peripheral Road (SPR)
- Flanked by 220 acres of Green Zone and 50 meters Green Belt
- Spread between 2 commercial zones
- Adjacent to Global City- the newest business center-in Gurugram
- Unhindered connectivity to Indira Gandhi International

## EXCLUSIVITY OF GLOBAL CITY

- Better work opportunities
- School, hospitals, police/fire stations
- Malls, entertainment, retail and other utilities
- Poised to be another big IT/ITES centre





## THE JAPANESE ART OF LIVING

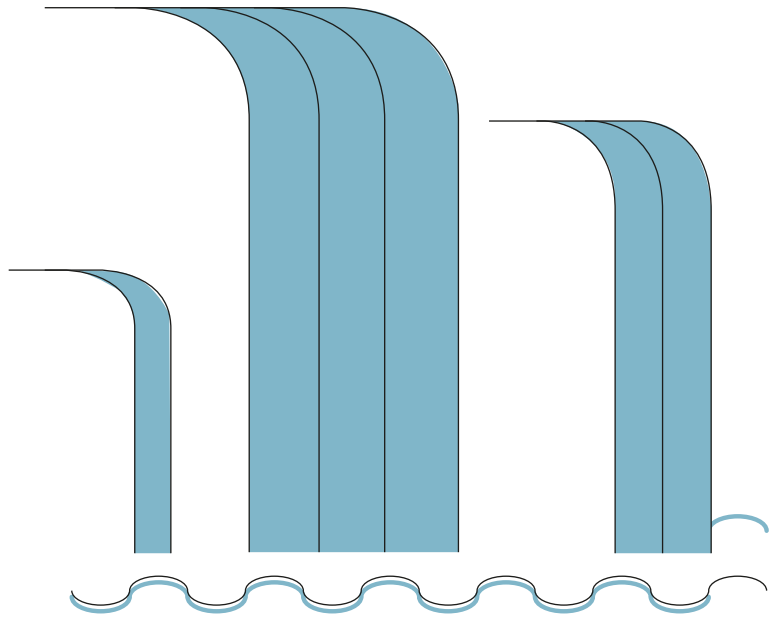
Some of the terms synonymous with Japan are quality, reliability, timelessness, efficiency, finesse, aesthetics, sustainability and longevity. It is this view that Waterfall Residences have been designed based on the Japanese style of art and architecture to provide enduring value to the residents.





## JAPANESE STYLE OF ART & ARCHITECTURE

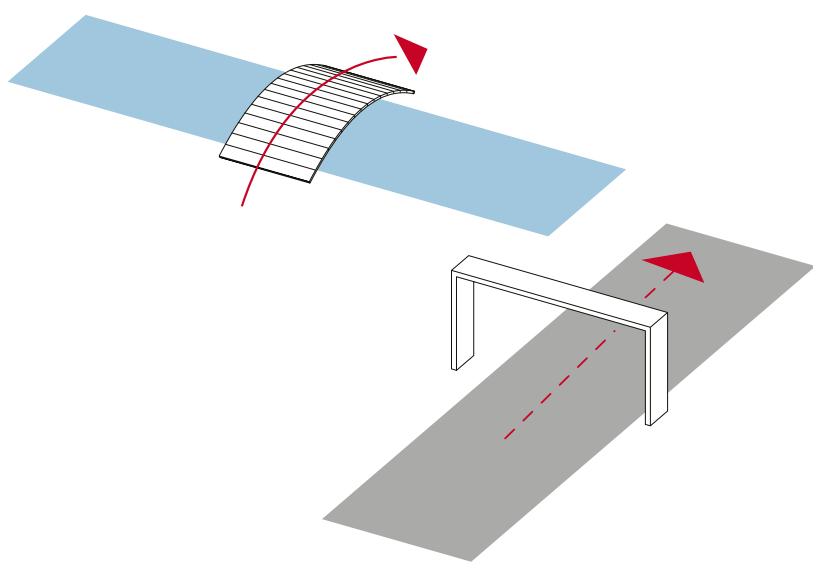
滝



### TAKI (WATERFALL)

Taki meaning waterfall represents the formless things of the world while being the epitome of simplicity and purity. Incorporated in the design, TAKI is the landscape theme of the project and has been interpreted at several places including the façade.


結界



### KEKKAI (TRANSITION)

Kekkai denoting transition combines the elements of water and bridge to create a different world, separating inside from outside.

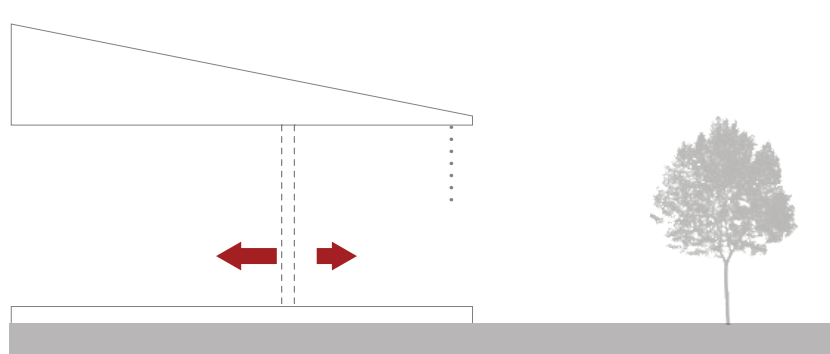
光影



### HIKARI, KAGE (LIGHT & SHADOW)

Hikari means light and Kage means shadow. This concept has been incorporated in the design across multiple areas to create an attractive mix of light and shadow.

縁側



### ENGAWA (CONNECTION)

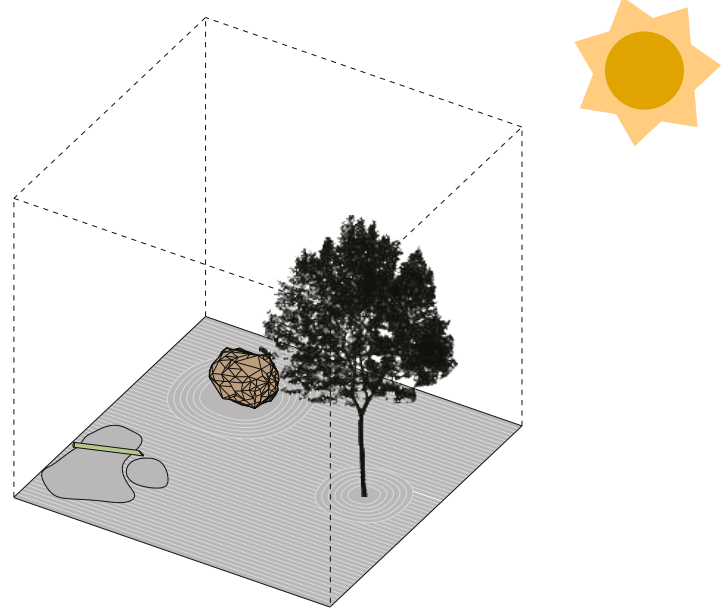
Engawa acts as a connecting element between the architecture and landscape. This design element has been incorporated to seamlessly blend the interior architecture with the landscaping outside.





## JAPANESE STYLE OF ART & ARCHITECTURE

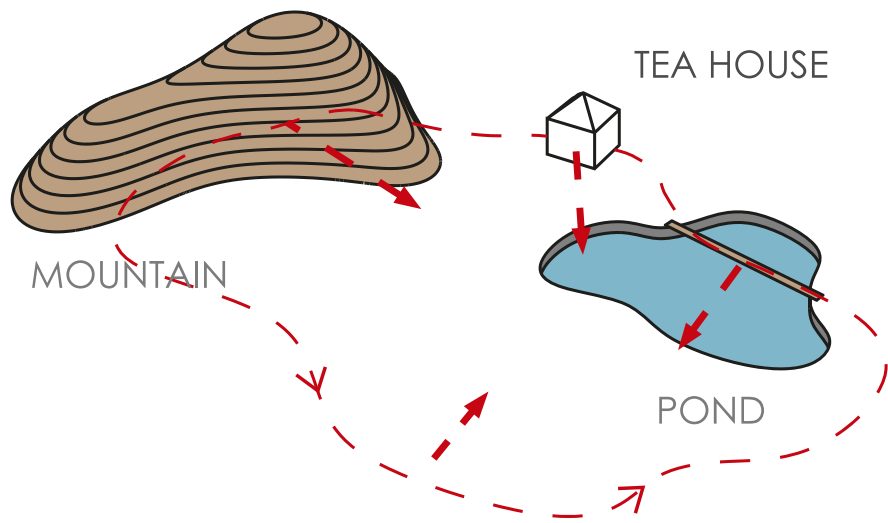
# 坪庭



### TSUBONIWA (SMALL GARDEN)

The concept of Tsuboniwa or small garden is in line with the Japanese philosophy of sophisticated minimalism which signifies "less is more"

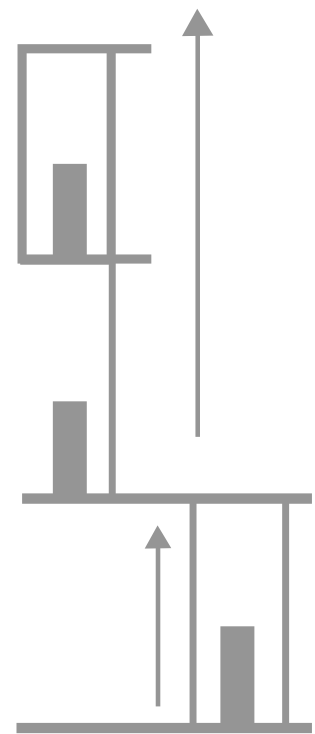
# 回遊性



### KAIYUUSEI (STROLL GARDEN)

The aesthetic and philosophical concept behind Kaiyuusei or Japanese Stroll Garden is to highlight natural landscaping elements while avoiding artificial ornamentation.

# 安全性



### ANZEN (SECURITY)

Special attention has been paid in designing a multi-level security system. Access control system and high-speed shuttle elevators are some of the unique feature.

# 对比



### TAIHI (CONTRAST)

Taihi meaning contrast is widely used in Japanese architecture, contrasting colours and elements are put together to engage the user's attention.



# ARCHITECTURE BASED ON CONCEPTS

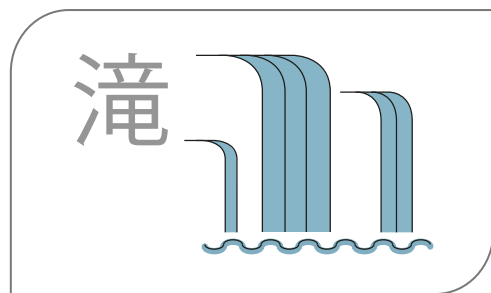
The project Waterfall Residences has been formulated using the concepts of Japanese form of art and architecture. The minimal design aesthetics beautifully cover the different areas of Waterfall Residences and therefore, shall provide you a life, simply sophisticated.



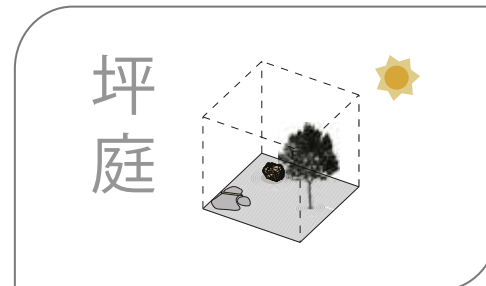
## ① Areas Covered

- Facade

### TAKI WATERFALL



### TSUBONIWA (SMALL GARDEN)



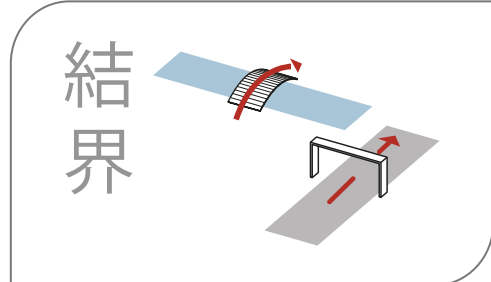
## ⑤ Areas Covered

- Theatre
- Gymnasium
- Spa
- Treatment Room
- Jacuzzi

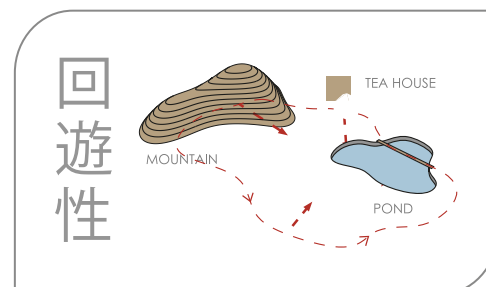
## ② Areas Covered

- Tower A & B Drop-Off
- Tower C Drop-Off
- Main Entrance

### KEKKAI TRANSITION



### KAIYUUSEI (STROLL GARDEN)



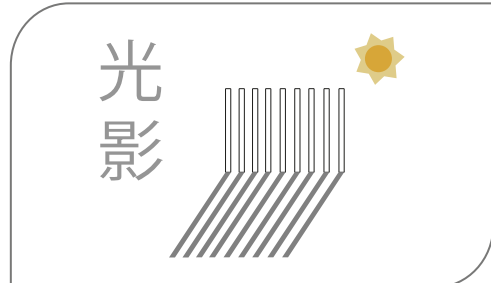
## ⑥ Areas Covered

- Pool Area
- Terrace Garden
- Kid's Playroom/Kid's Playground
- Refreshment Corner
- Convenience Store
- Landscape Near The Pool
- Squash Court
- Tennis Court

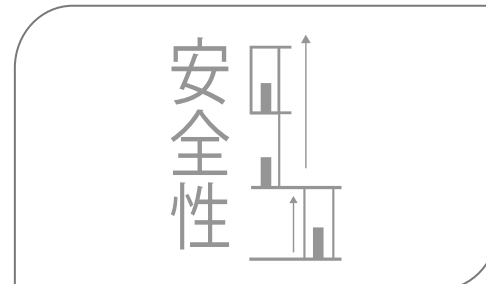
## ③ Areas Covered

- Clubhouse Drop-Off
- Tower A & B Lobby
- Tower C Lobby
- Café
- Banquet
- Clubhouse Lobby

### HIKARI, KAGE (LIGHT & SHADOW)



### ANZEN (SECURITY)



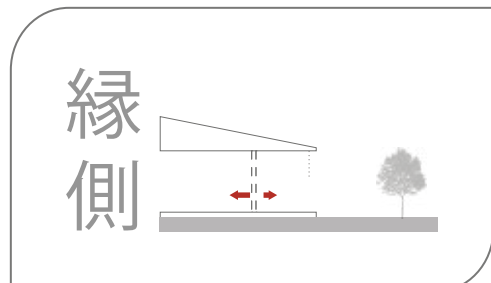
## ⑦ Areas Covered

- Main Entrance
- Tower Lobbies
- Apartment Entrance

## ④ Areas Covered

- Alfresco Dining With Pool View
- Restaurant
- Bar Lounge

### ENGAWA (CONNECTION)



### TAIHI (CONTRAST)



## ⑧ Areas Covered

- Living & Dining Room
- Kitchen
- Master Bedroom
- Washroom
- TV Lounge
- Kid's Room






Taki represents the primary life force, water in its unrestricted and unhindered mode. In Japanese philosophy, waterfall is believed to incarnate the purity and simplicity of life while being a sacred cleansing agent through its unrelenting release of energy and emotions.

Waterfall, in the context of architectural design highlights its most notable aspect- permanence of form despite the change on content. The “stepped tower crown” represents the steps in a waterfall while the podium represents the base. Besides, the clubhouse sudare mirrors the glittering water splash.

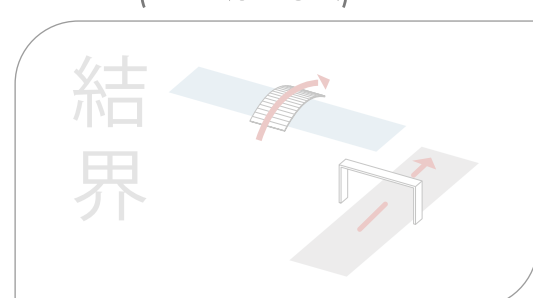
### Areas Covered- Facade



TAKI (WATERFALL)



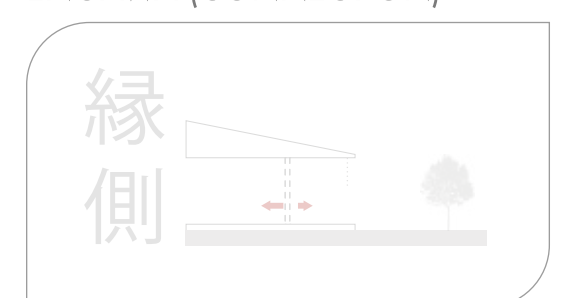
KEKKAI (TRANSITION)



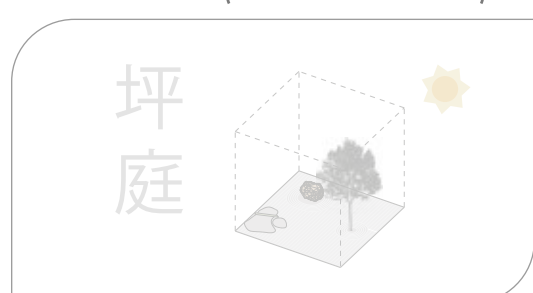
HIKARI, KAGE (LIGHT & SHADOW)



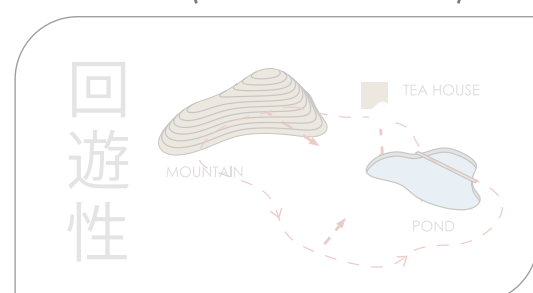
ENGAWA (CONNECTION)




TSUBONIWA (SMALL GARDEN)



KAIYUUSEI (STROLL GARDEN)




ANZEN (SECURITY)



TAIHI (CONTRAST)





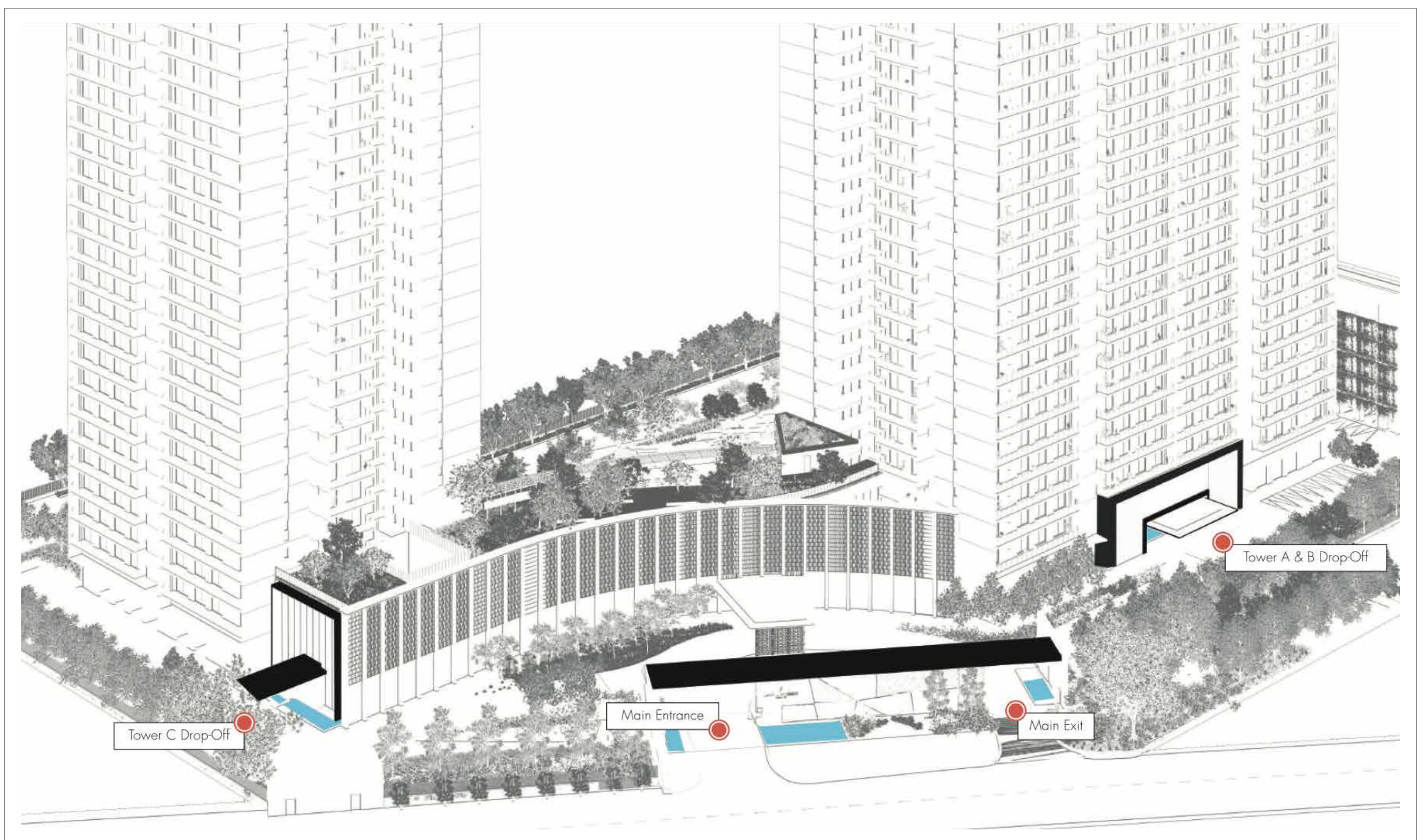


Kekikai means transition. The elements of water and bridge come together to signify the movement from one world to another. While the water represents the passage of time through its natural flow, the bridge is symbolic of the pathway of one's journey.

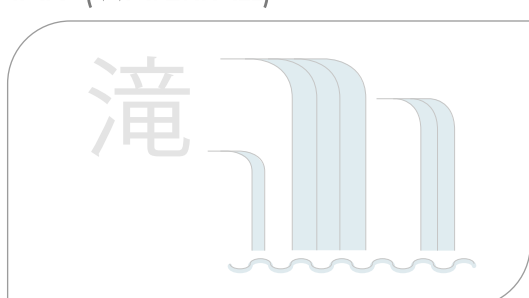
The architectural context of this concept is to provide a sense of arrival literally to a new environment, and metaphorically to a new life. With this context, the architectural design for Waterfall Residences incorporates Kekikai across all key entrance points.

Areas covered-

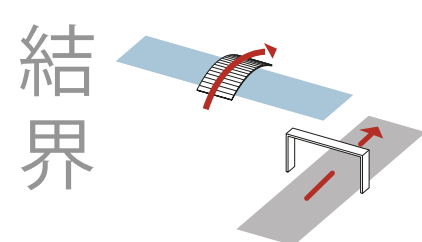
- Tower A&B Drop-Off • Tower C Drop Off • Main Entrance



TAKI (WATERFALL)



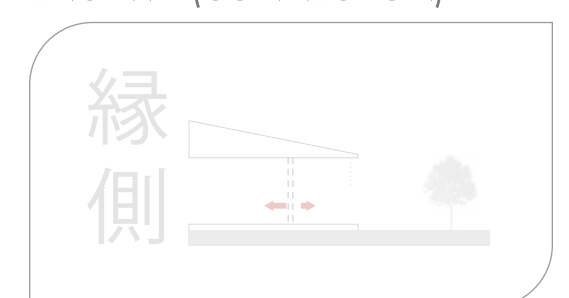
KEKKAI (TRANSITION)



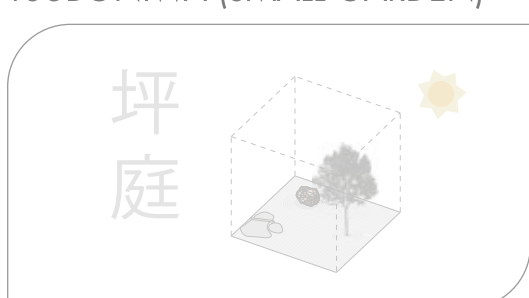
HIKARI, KAGE (LIGHT & SHADOW)



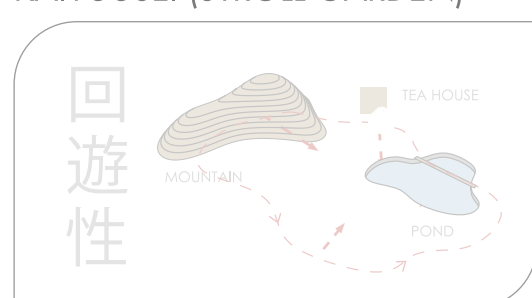
ENGAWA (CONNECTION)




TSUBONIWA (SMALL GARDEN)



KAIYUUSEI (STROLL GARDEN)



ANZEN (SECURITY)



TAIHI (CONTRAST)







Tower A & B Drop-Off




Tower C Drop-Off

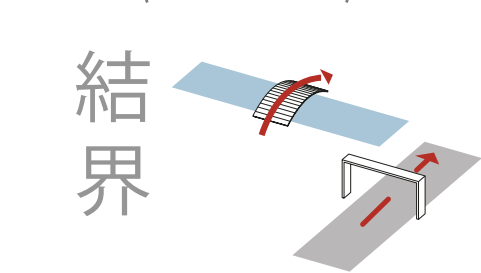


Main Entrance

TAKI (WATERFALL)



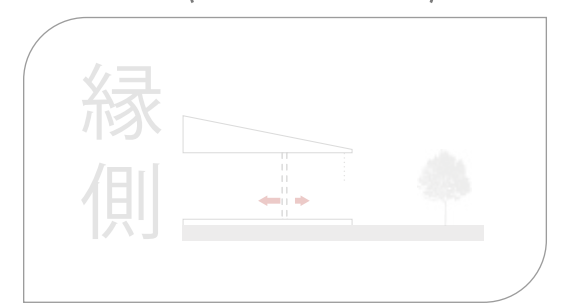
KEKKAI (TRANSITION)



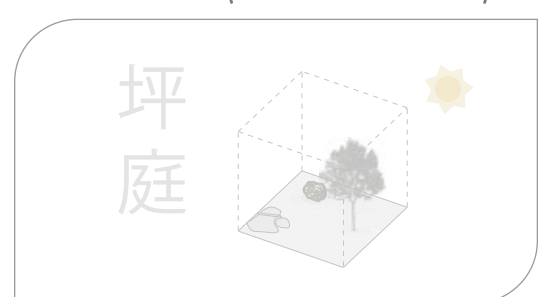
HIKARI, KAGE (LIGHT & SHADOW)



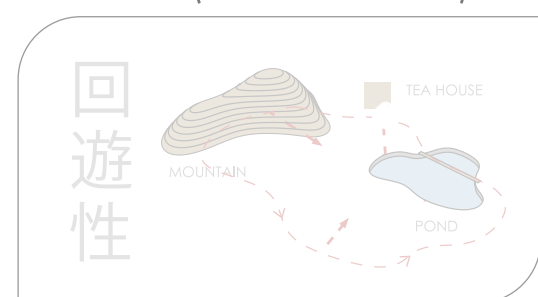
ENGAWA (CONNECTION)




TSUBONIWA (SMALL GARDEN)



KAIYUUSEI (STROLL GARDEN)



ANZEN (SECURITY)



TAIHI (CONTRAST)







Hikari means light and Kage means shadow. While symbolically the play between light & shadow represents everyday life, in the architectural context, this concept has been utilized to depict the idioms of “keeping the focus on what is important” and “revealing everything in due time”. The use of wooden louvers and sudare in the tower lobbies and clubhouse creates an attractive mix of light and shadow which apart from its aesthetic appeal also keeps the temperature cool.

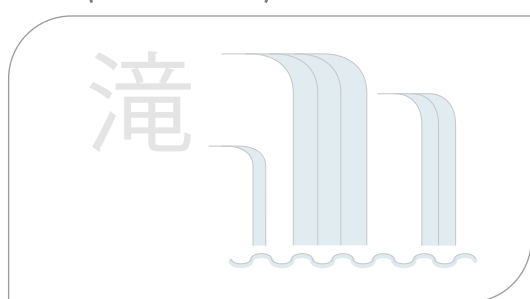
#### Areas Covered-

- Clubhouse Drop-off • Tower A&B Lobby • Tower C Lobby
- Café • Banquet • Clubhouse Lobby

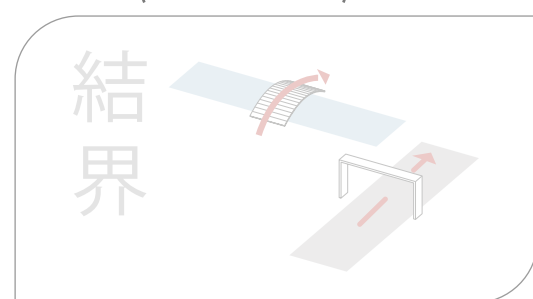


#### Club Drop-Off

TAKI (WATERFALL)



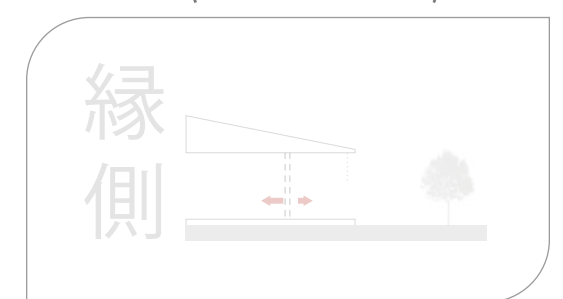
KEKKAI (TRANSITION)



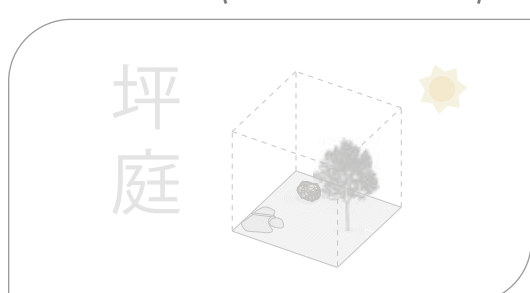
HIKARI, KAGE (LIGHT & SHADOW)



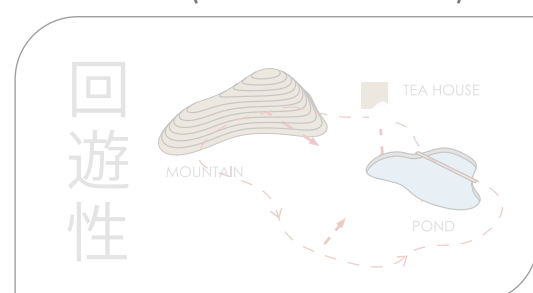
ENGAWA (CONNECTION)




TSUBONIWA (SMALL GARDEN)



KAIYUUSEI (STROLL GARDEN)



ANZEN (SECURITY)




TAIHI (CONTRAST)





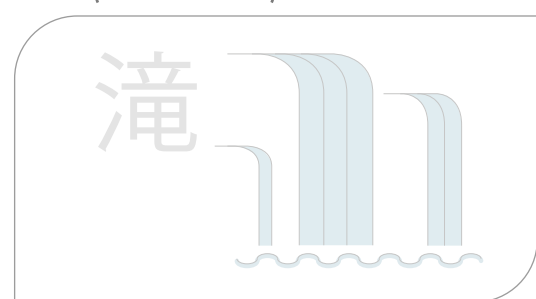


Tower A & B Lobby

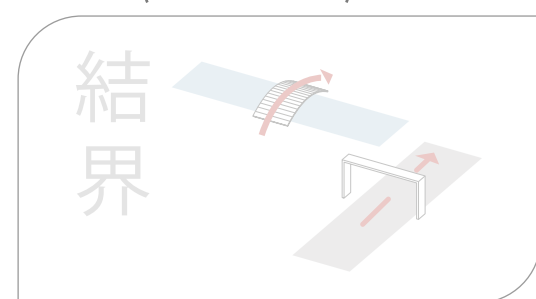


Tower C Lobby

TAKI (WATERFALL)



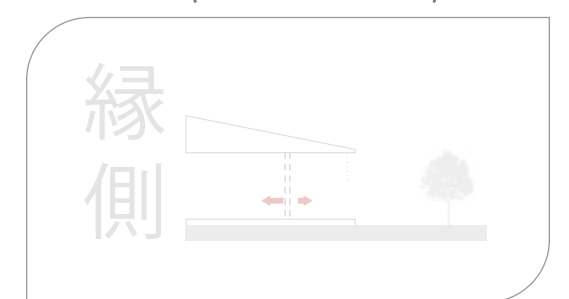
KEKKAI (TRANSITION)



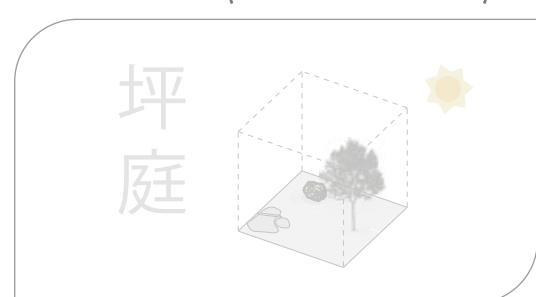
HIKARI, KAGE (LIGHT & SHADOW)



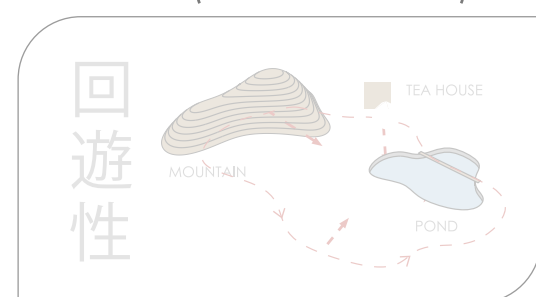
ENGAWA (CONNECTION)




TSUBONIWA (SMALL GARDEN)



KAIYUUSEI (STROLL GARDEN)



ANZEN (SECURITY)




TAIHI (CONTRAST)







Cafe

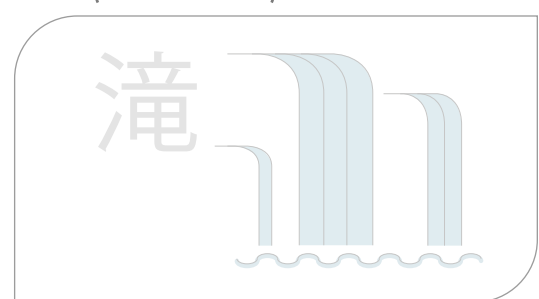


Banquet

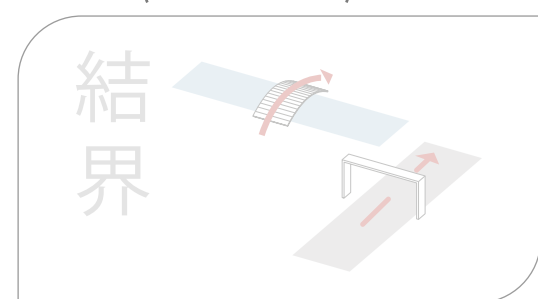


Clubhouse Lobby

TAKI (WATERFALL)



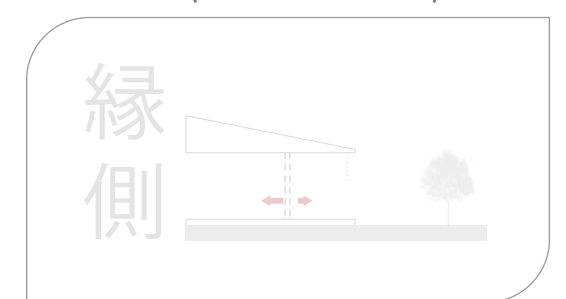
KEKKAI (TRANSITION)



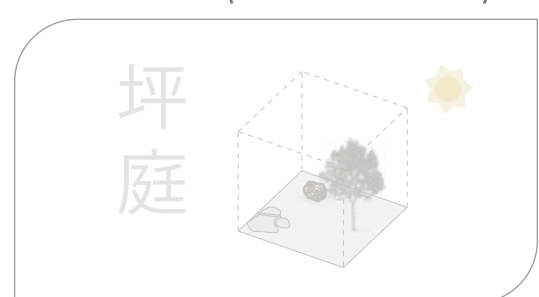
HIKARI, KAGE (LIGHT & SHADOW)



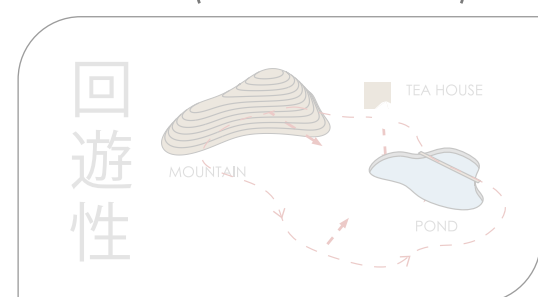
ENGAWA (CONNECTION)




TSUBONIWA (SMALL GARDEN)



KAIYUUSEI (STROLL GARDEN)



ANZEN (SECURITY)



TAIHI (CONTRAST)








The concept of Engawa literally translates as the edge of the building which provides the connection between the interior and exterior. Traditionally, in Japan, Engawa was used as a casual space to have spontaneous conversations or enjoy the weather. The idea behind this design element is to seamlessly blend the interior architecture with the landscaping outside, thus merging the structures with surrounding nature.

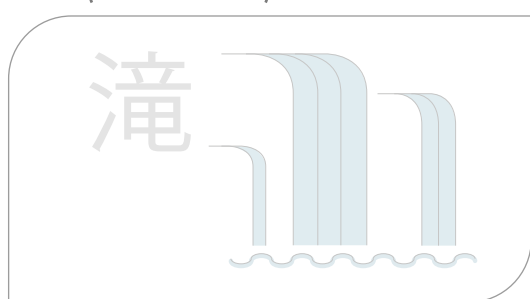
**Area Covered-**

- Alfresco Dining with pool view • Restaurant • Bar lounge

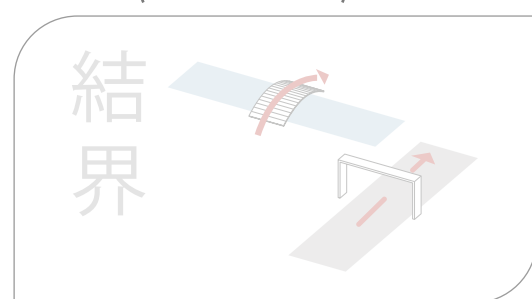


**Alfresco Dining with pool view**

TAKI (WATERFALL)



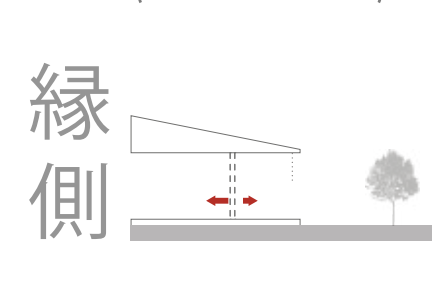
KEKKAI (TRANSITION)



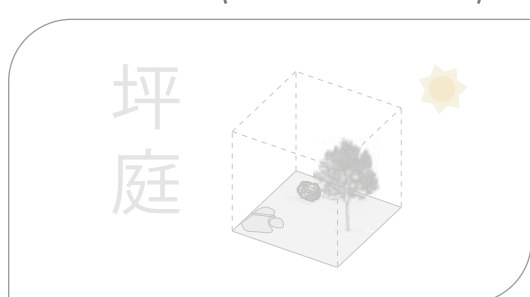
HIKARI, KAGE (LIGHT & SHADOW)



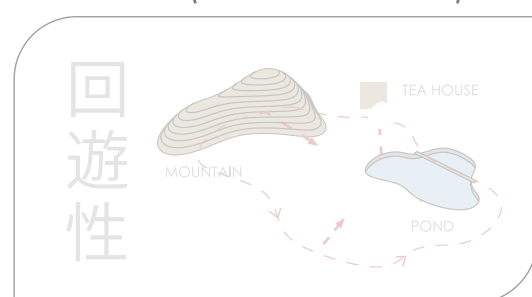
ENGAWA (CONNECTION)




TSUBONIWA (SMALL GARDEN)



KAIYUUSEI (STROLL GARDEN)



ANZEN (SECURITY)



TAIHI (CONTRAST)





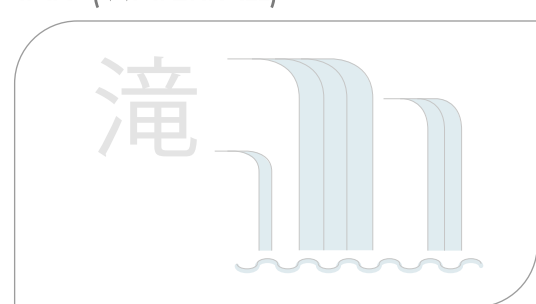


Restaurant

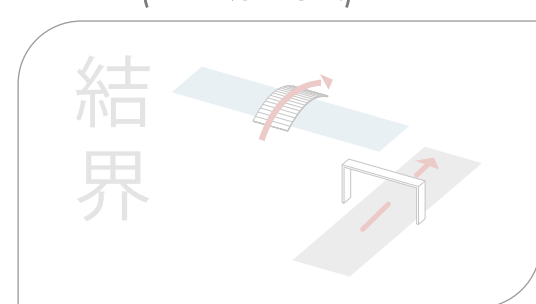


Bar Lounge

TAKI (WATERFALL)



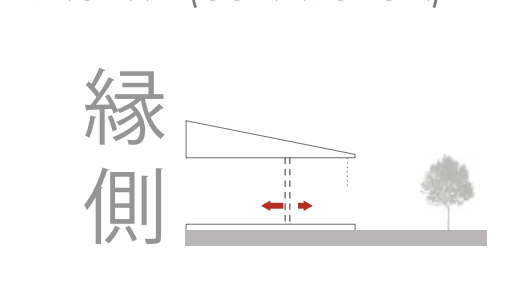
KEKKAI (TRANSITION)



HIKARI, KAGE (LIGHT & SHADOW)



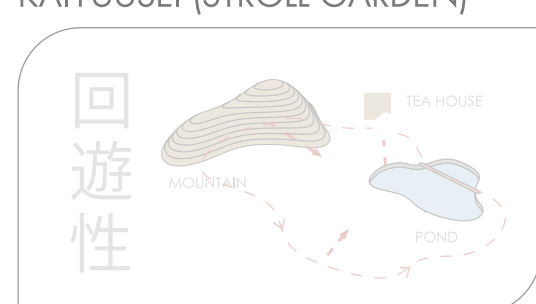
ENGAWA (CONNECTION)



TSUBONIWA (SMALL GARDEN)



KAIYUUSEI (STROLL GARDEN)



ANZEN (SECURITY)



TAIHI (CONTRAST)



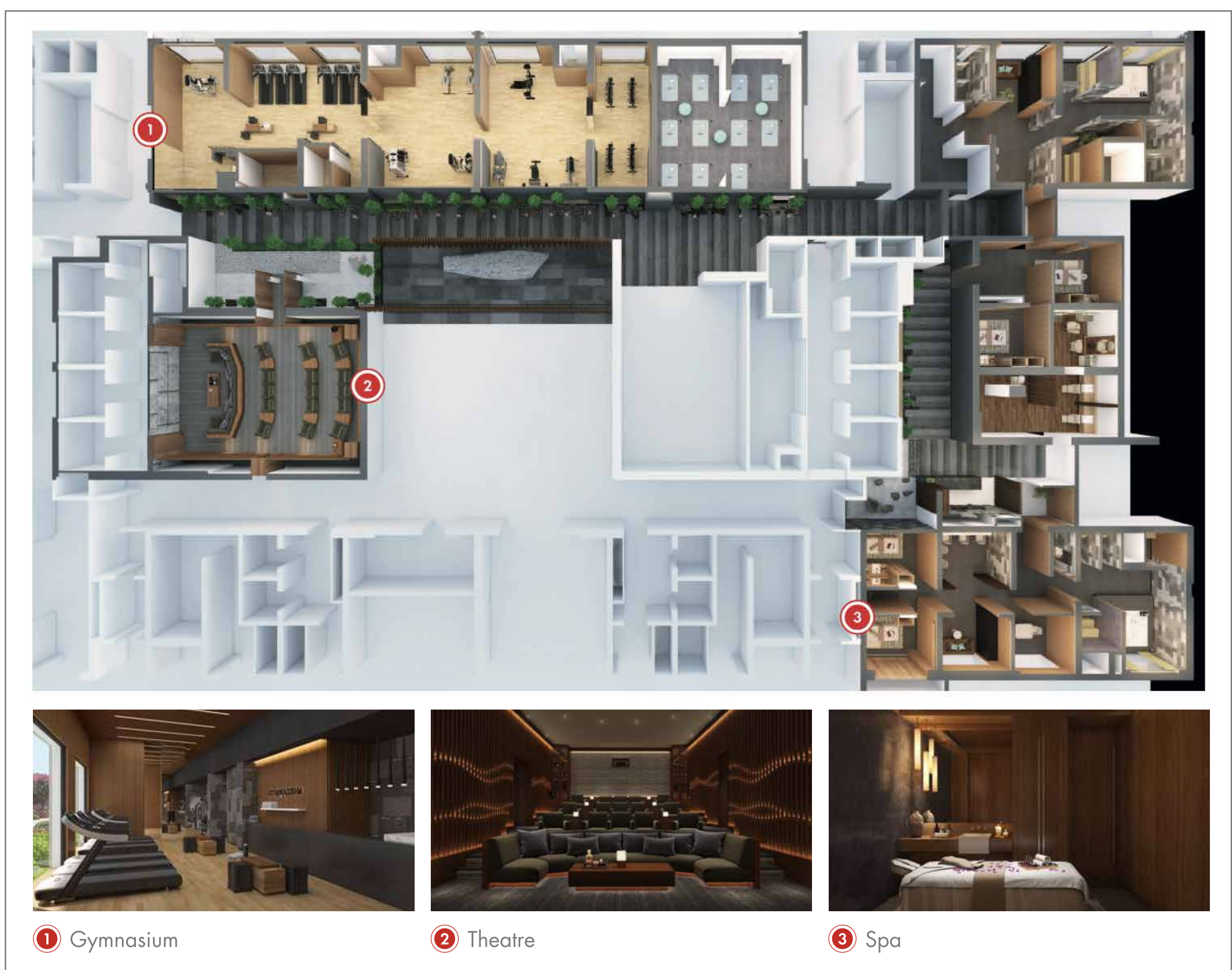




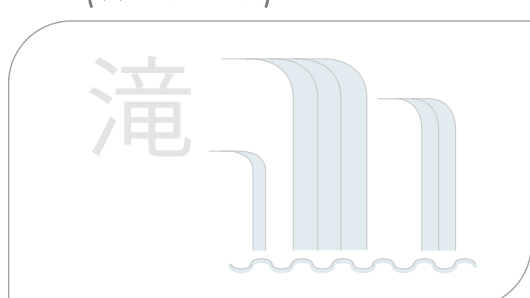
The concept of Tsuboniwa or small garden is in line with the Japanese philosophy of sophisticated minimalism which signifies “less is more”. Representation of larger than life elements are reduced to a more understandable scale where a rock can become a mountain, raked sand or gravel can represent ocean and pebbles can represent a rushing stream. In Waterfall Residences, this Japanese landscaping element has been utilized across a plethora of public spaces, internal and external, since careful thought and deliberation has gone in the design of every small corner.

Areas Covered-

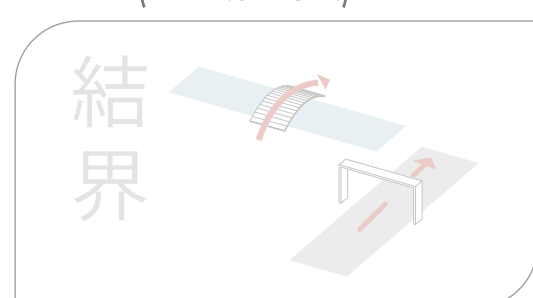
- Theatre • Gymnasium • Spa • Treatment Room • Jacuzzi



TAKI (WATERFALL)



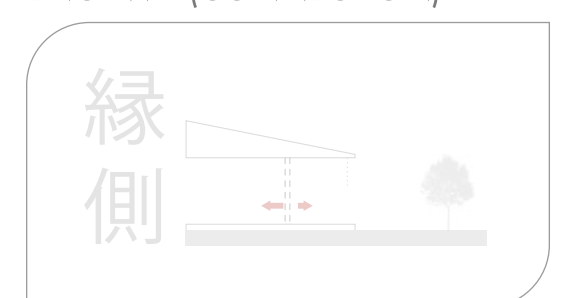
KEKKAI (TRANSITION)



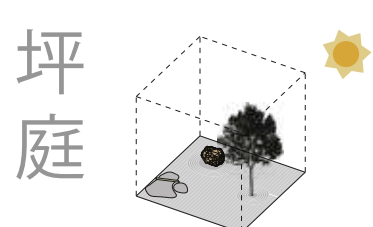
HIKARI, KAGE (LIGHT & SHADOW)



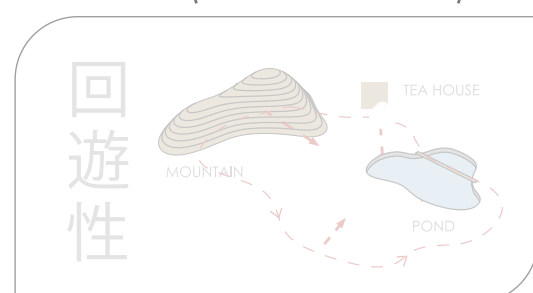
ENGAWA (CONNECTION)




TSUBONIWA (SMALL GARDEN)



KAIYUUSEI (STROLL GARDEN)



ANZEN (SECURITY)




TAIHI (CONTRAST)





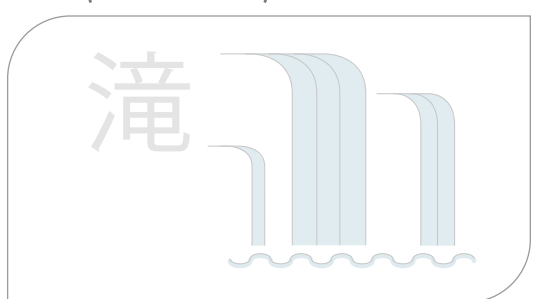


Theatre

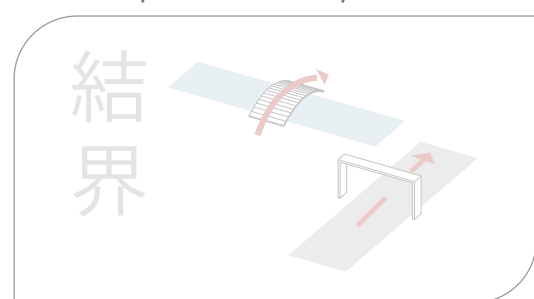


Gymnasium

TAKI (WATERFALL)



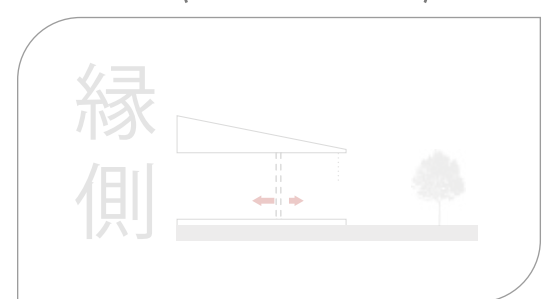
KEKKAI (TRANSITION)



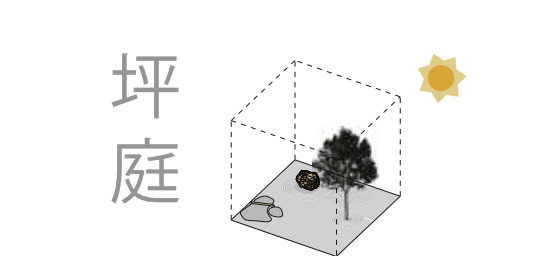
HIKARI, KAGE (LIGHT & SHADOW)



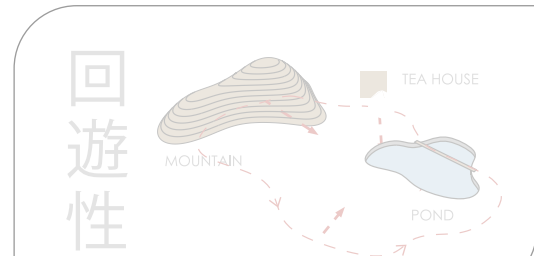
ENGAWA (CONNECTION)




TSUBONIWA (SMALL GARDEN)



KAIYUUSEI (STROLL GARDEN)




ANZEN (SECURITY)




TAIHI (CONTRAST)







Jacuzzi




Spa

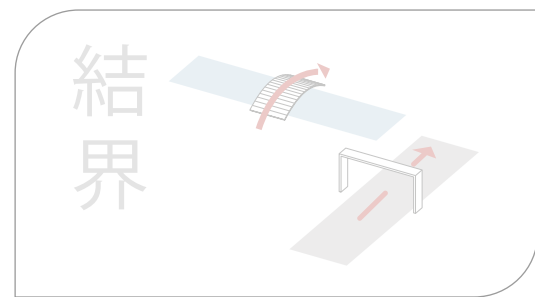


Treatment Room


TAKI (WATERFALL)



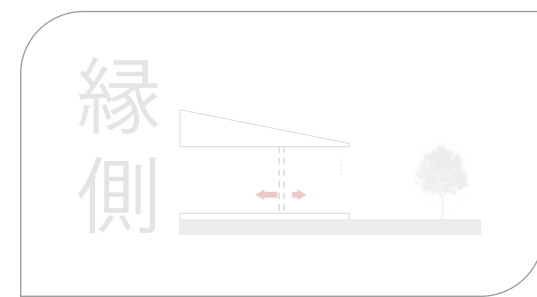
KEKKAI (TRANSITION)




HIKARI, KAGE (LIGHT & SHADOW)



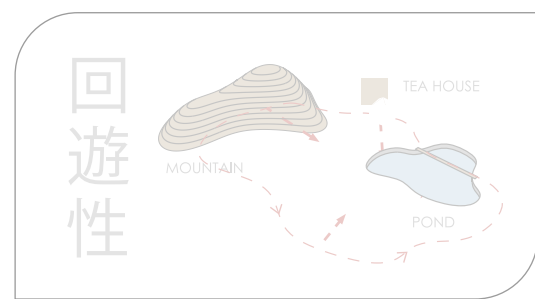
ENGAWA (CONNECTION)




TSUBONIWA (SMALL GARDEN)



KAIYUUSEI (STROLL GARDEN)



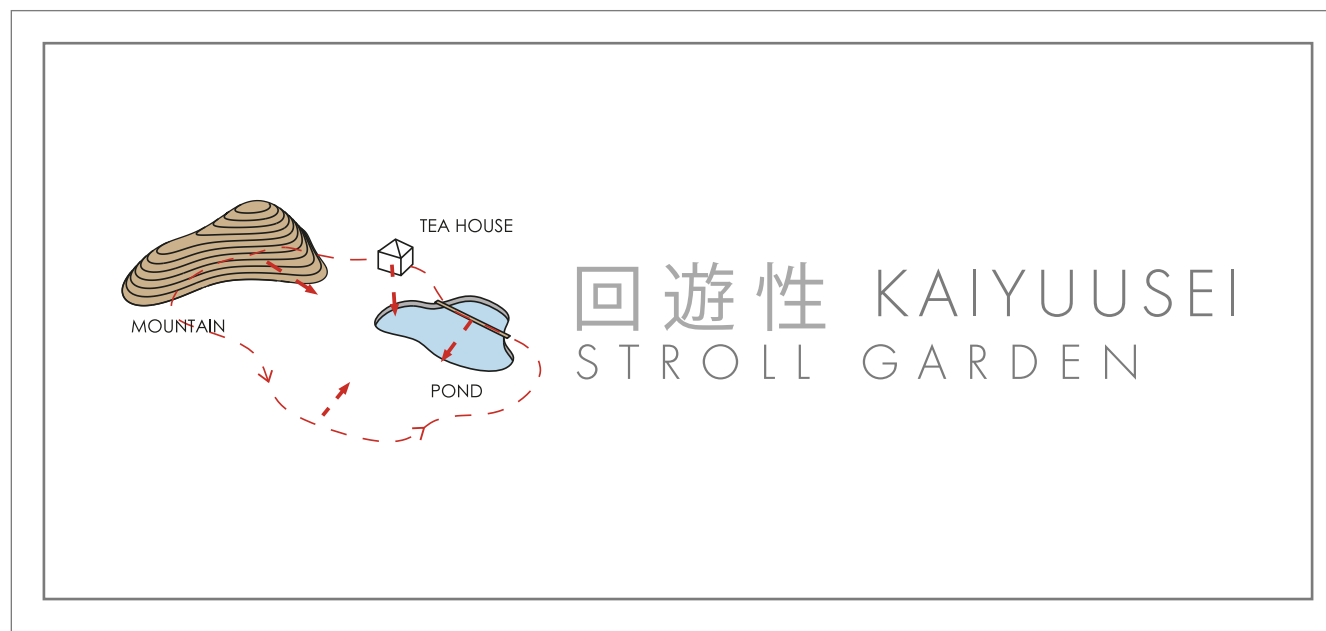
ANZEN (SECURITY)



TAIHI (CONTRAST)



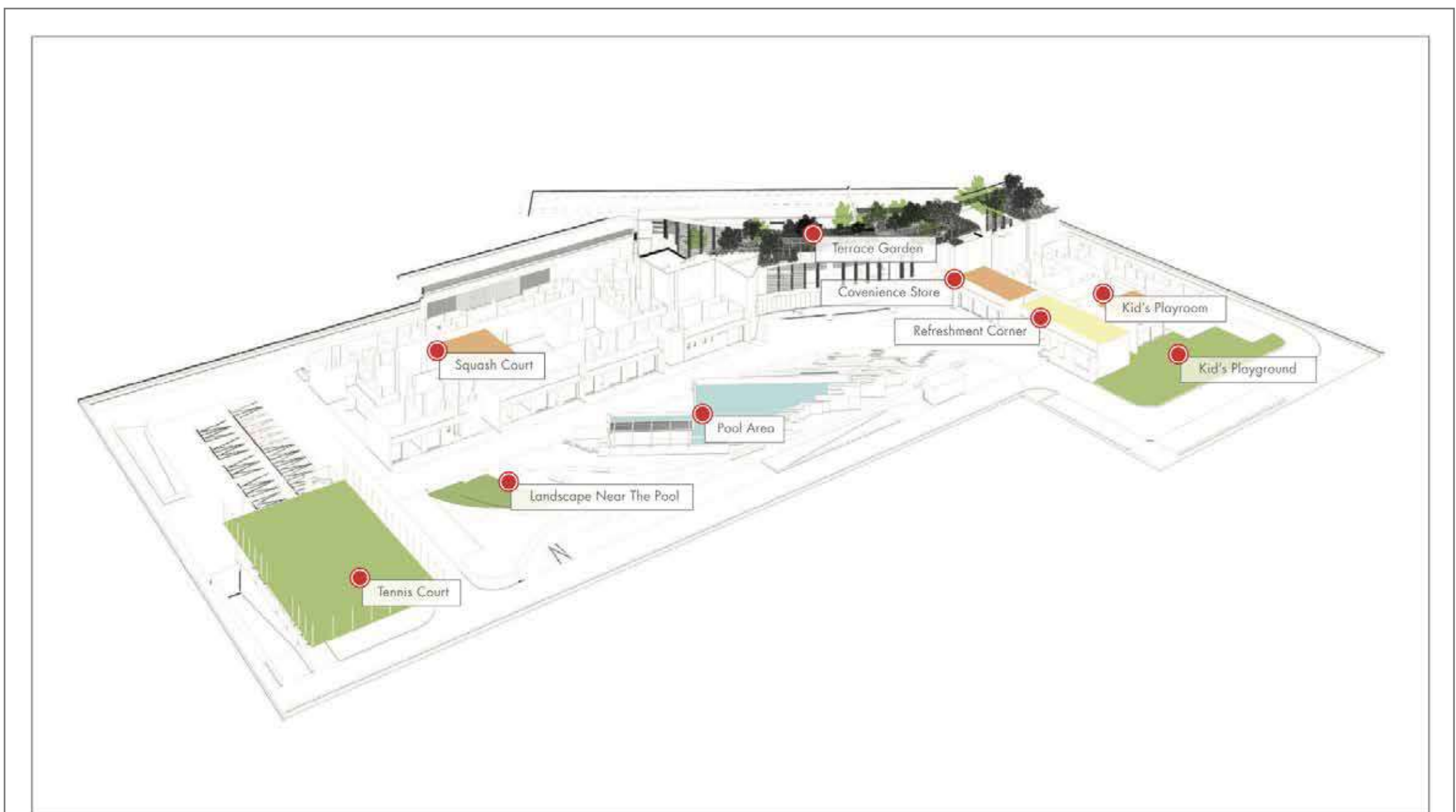




The aesthetic and philosophical concept behind Kaiyuusei or Japanese Stroll Garden is to highlight natural landscaping elements while avoiding artificial ornamentation. Materials found organically in nature are used to suggest an ancient and faraway natural landscape and to express the fragility of existence and time's unstoppable advance. Scattered throughout the development, these stroll gardens have been designed to provide pure harmony with nature in its truest form.

**Areas Covered-**

- Pool area • Terrace Garden • Kid's Playroom/Kid's Playground • Refreshment Corner • Convenience Store • Landscape Near The Pool • Squash Court • Tennis Court



Terrace Garden

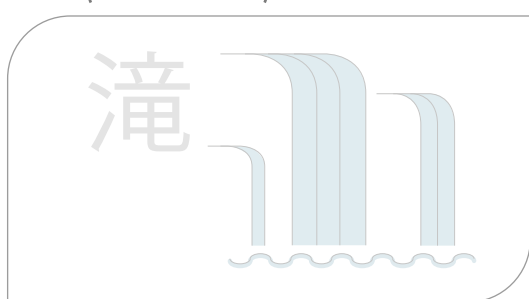


Kid's Playroom

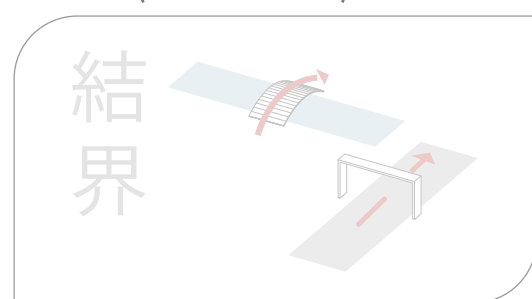


Pool Area

TAKI (WATERFALL)



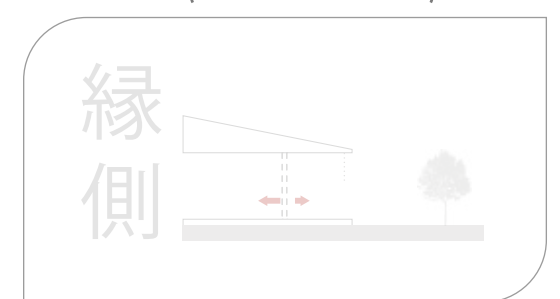
KEKKAI (TRANSITION)



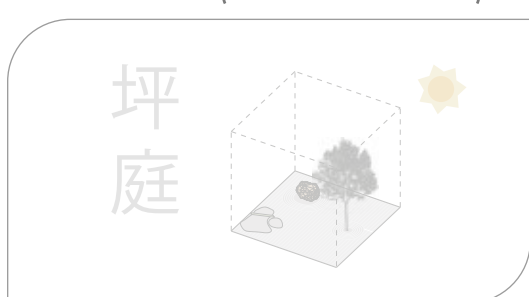
HIKARI, KAGE (LIGHT & SHADOW)



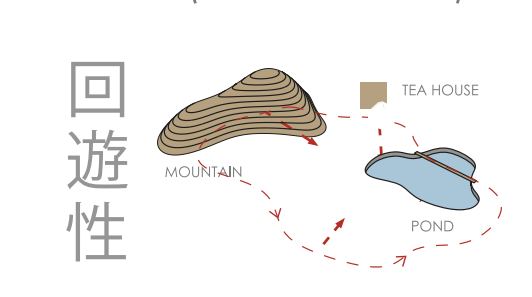
ENGAWA (CONNECTION)




TSUBONIWA (SMALL GARDEN)



KAIYUUSEI (STROLL GARDEN)



ANZEN (SECURITY)




TAIHI (CONTRAST)





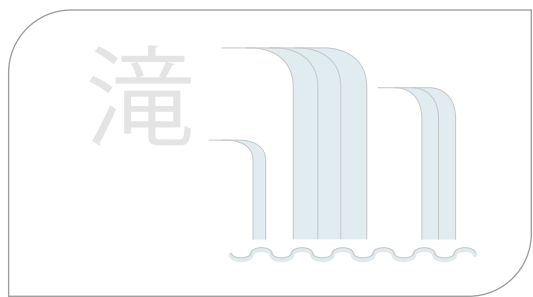


Terrace Garden

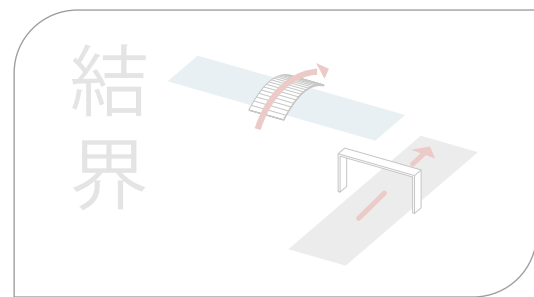


Pool Area

TAKI (WATERFALL)



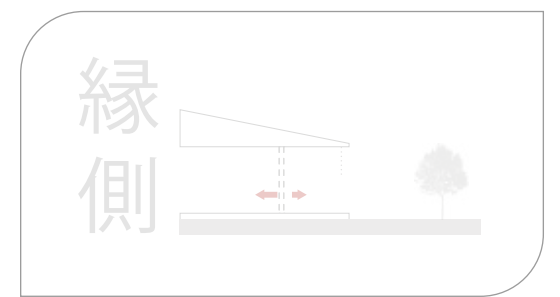
KEKKAI (TRANSITION)



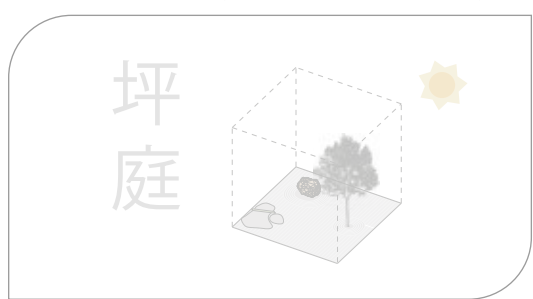
HIKARI, KAGE (LIGHT & SHADOW)



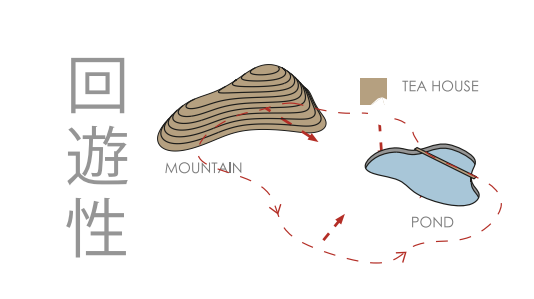
ENGAWA (CONNECTION)




TSUBONIWA (SMALL GARDEN)



KAIYUUSEI (STROLL GARDEN)



ANZEN (SECURITY)




TAIHI (CONTRAST)







Kid's Playroom

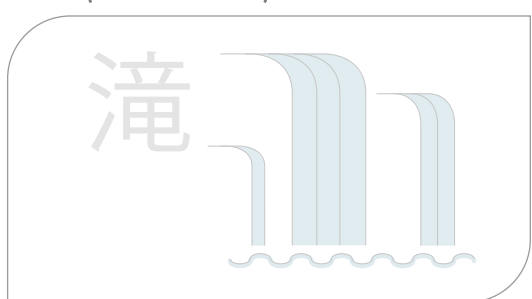


Refreshment Corner

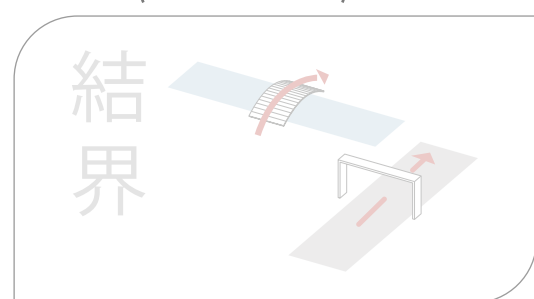


Convenience Store

TAKI (WATERFALL)



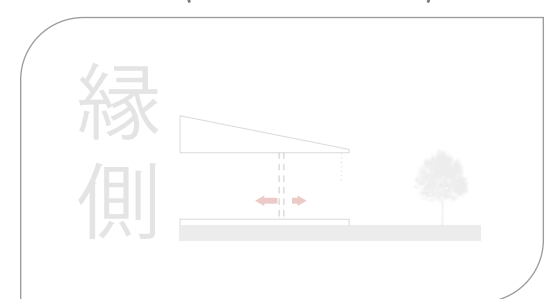
KEKKAI (TRANSITION)



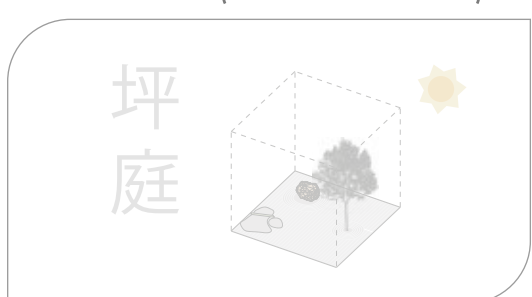
HIKARI, KAGE (LIGHT & SHADOW)



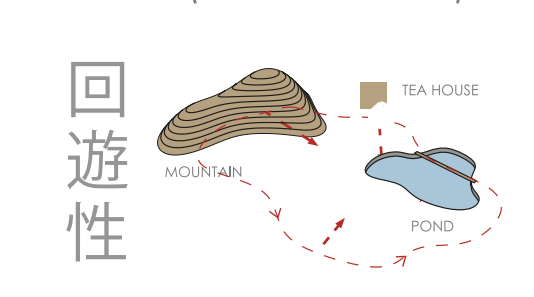
ENGAWA (CONNECTION)




TSUBONIWA (SMALL GARDEN)



KAIYUUSEI (STROLL GARDEN)



ANZEN (SECURITY)



TAIHI (CONTRAST)







Landscape near the pool

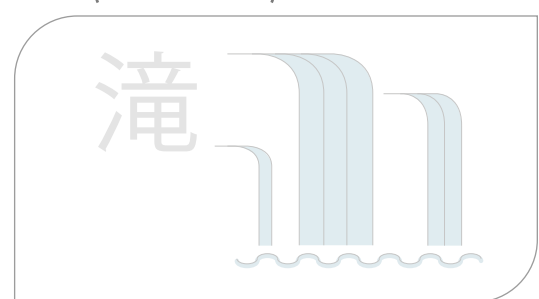


Squash Court

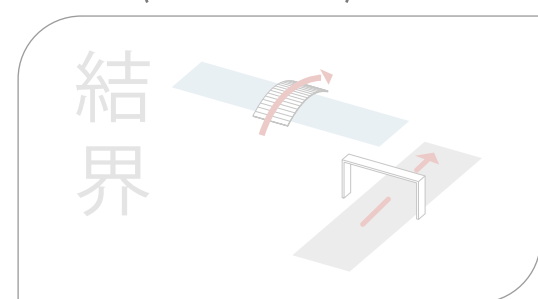


Tennis Court

TAKI (WATERFALL)



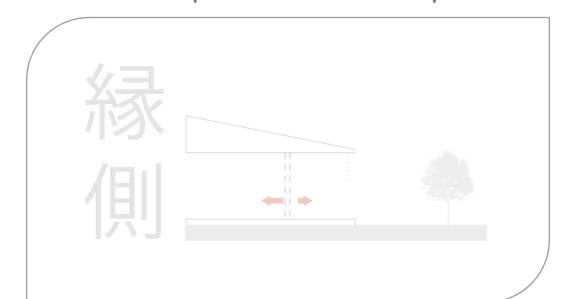
KEKKAI (TRANSITION)



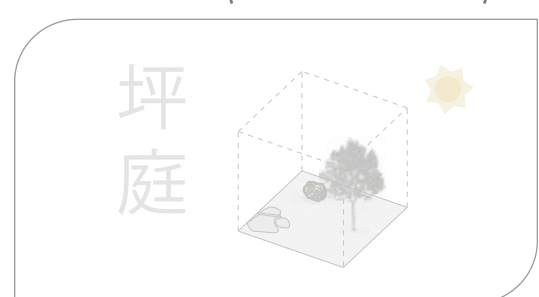
HIKARI, KAGE (LIGHT & SHADOW)



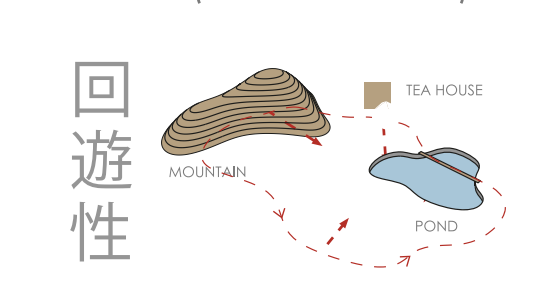
ENGAWA (CONNECTION)




TSUBONIWA (SMALL GARDEN)



KAIYUUSEI (STROLL GARDEN)



ANZEN (SECURITY)



TAIHI (CONTRAST)







Anzen means safety. Careful thought and deliberation has gone into designing a three-tiered security system to enhance the sense of safety for the residents.

**Areas Covered-**

- Main entrance • Tower Lobbies • Apartment Entrance



**Main Entrance**

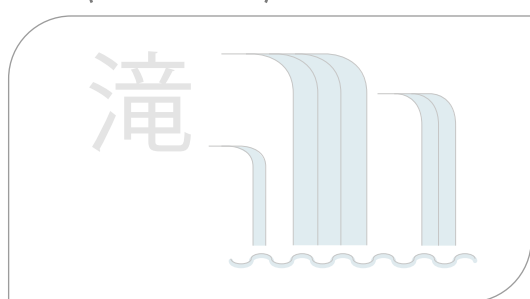


**Lift Lobby**

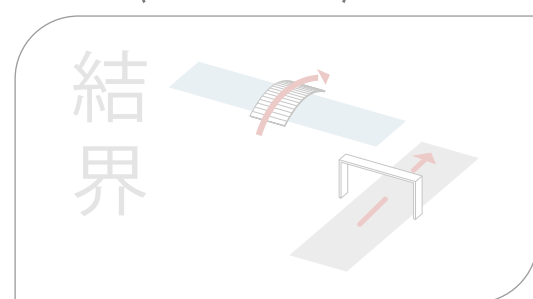


**Lift Interior**

TAKI (WATERFALL)



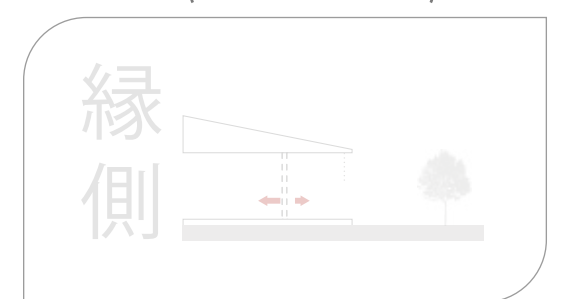
KEKKAI (TRANSITION)



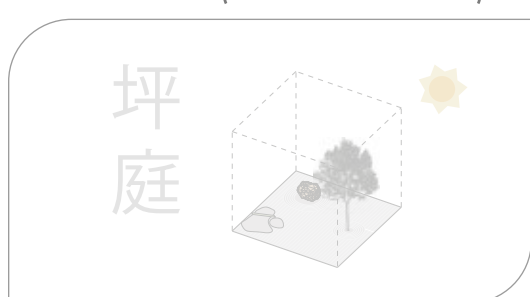
HIKARI, KAGE (LIGHT & SHADOW)



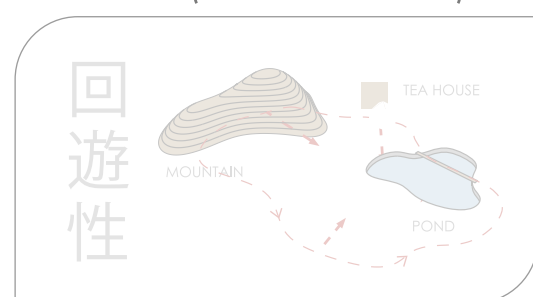
ENGAWA (CONNECTION)




TSUBONIWA (SMALL GARDEN)



KAIYUUSEI (STROLL GARDEN)



ANZEN (SECURITY)



TAIHI (CONTRAST)





## Tire 1: Perimeter security

The guards along with the CCTV will provide the highest level of vigilant perimeter surveillance round the clock. Boom barriers will block the Vehicular access by using controlled point. There is separate service entry and exit for support staff.

---

## Tier 2: access control

There will be access cards, each numbered and coded to unblock the residents access zones. The visitors during their registration at the main entry will get an access card to the specified zones for a given timeframe.

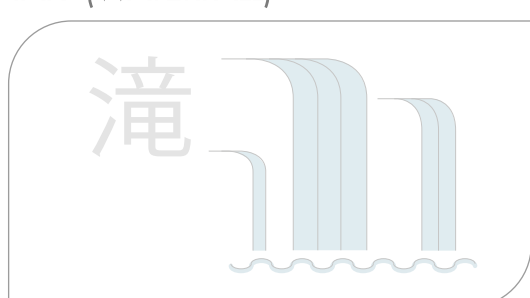
---

## Tier 3: circulation control

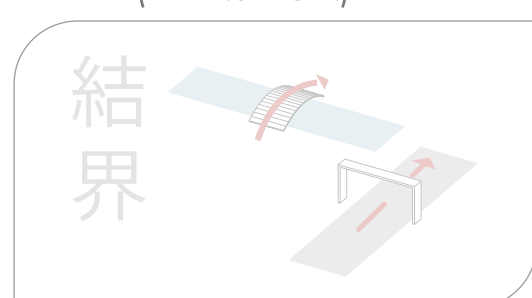
To enhance security, the vertical circulation has been divided into shuttle elevators connecting just the basements with the lobbies, and tower elevators. They will provide access to the residential zone only after screening by the lobby concierge. To restrict movement, the driver room, the driver washroom, the main room and their respective shower areas are in the basement.

### Main Entrance

TAKI (WATERFALL)



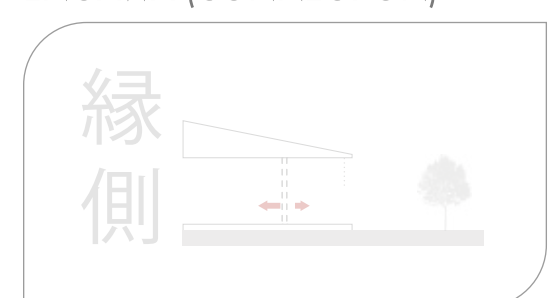
KEKKAI (TRANSITION)



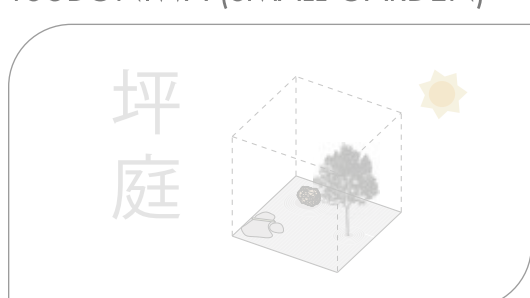
HIKARI, KAGE (LIGHT & SHADOW)



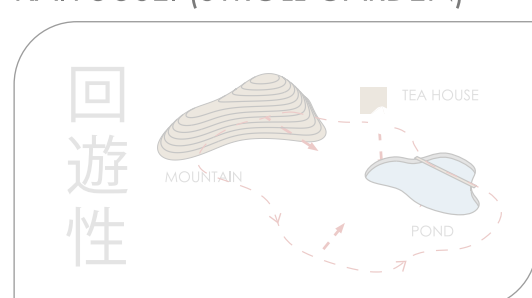
ENGAWA (CONNECTION)




TSUBONIWA (SMALL GARDEN)



KAIYUUSEI (STROLL GARDEN)



ANZEN (SECURITY)



TAIHI (CONTRAST)







“Taihi” is a sophisticated and substantiated design, based on the concepts of Zen and Iki.


Zen Beige: “Zen” means a part of nature.

Iki Grey: “IKI” stands for sophistication. The unity of these two styles create a luxurious and tranquil space.


**Areas Covered-**

- Living & Dining Room • Kitchen • Master Bedroom
- Wahroom • TV Lounge • Kid’s Room

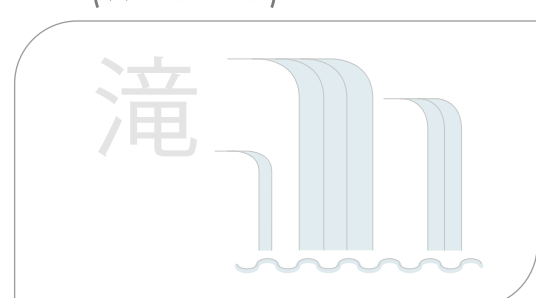
**IKI GREY**



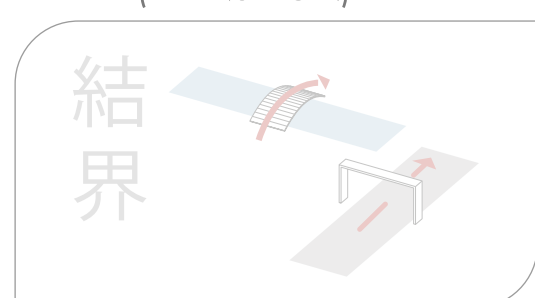
**ZEN BEIGE**



TAKI (WATERFALL)



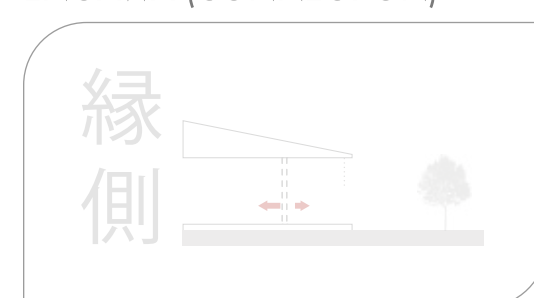
KEKKAI (TRANSITION)



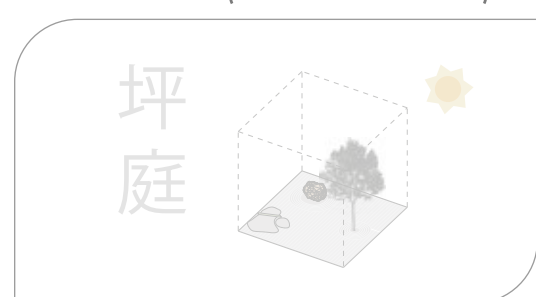
HIKARI, KAGE (LIGHT & SHADOW)



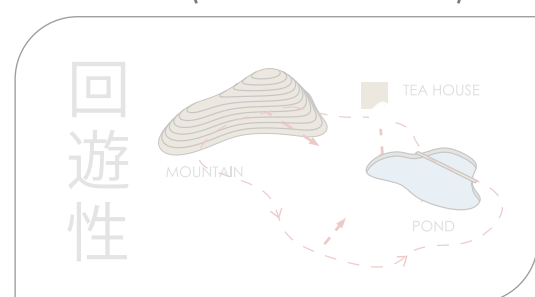
ENGAWA (CONNECTION)




TSUBONIWA (SMALL GARDEN)



KAIYUUSEI (STROLL GARDEN)



ANZEN (SECURITY)




TAIHI (CONTRAST)





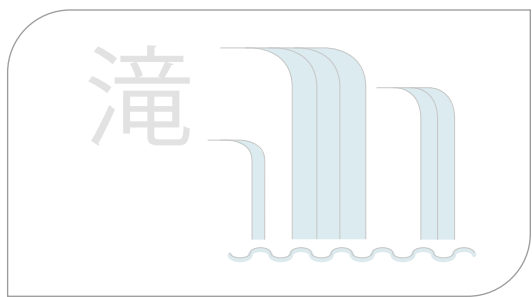


Living & Dining

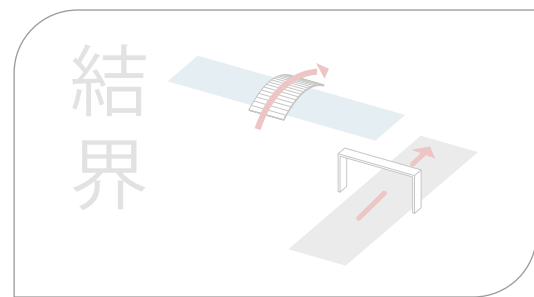


Kitchen


TAKI (WATERFALL)



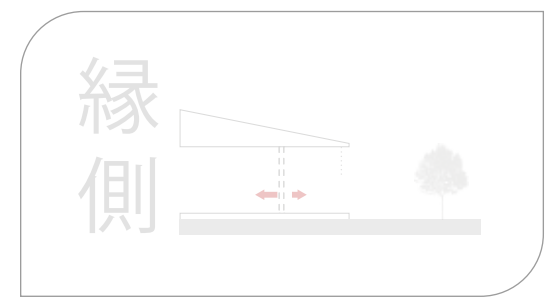
KEKKAI (TRANSITION)



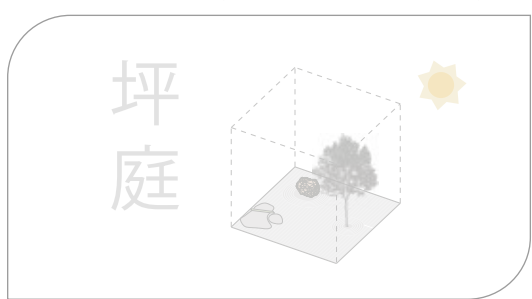
HIKARI, KAGE (LIGHT & SHADOW)



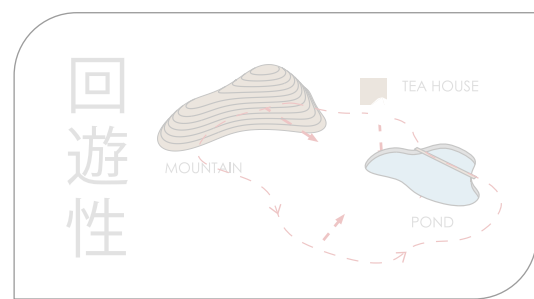
ENGAWA (CONNECTION)



TSUBONIWA (SMALL GARDEN)



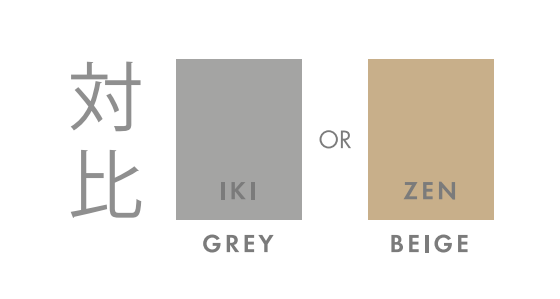
KAIYUUSEI (STROLL GARDEN)




ANZEN (SECURITY)




TAIHI (CONTRAST)





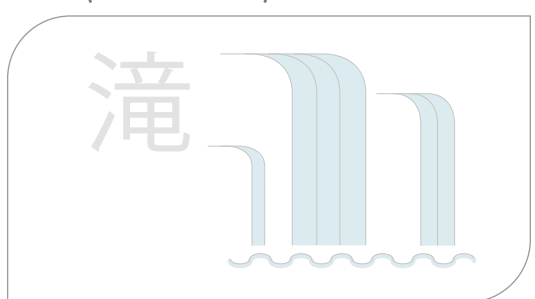


Master Bedroom

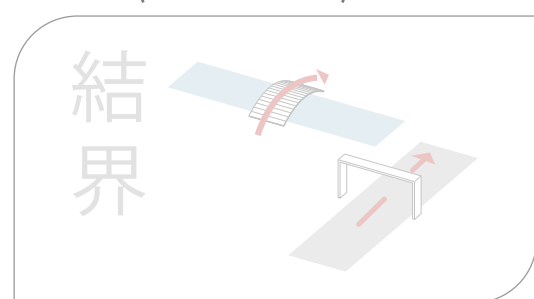


Washroom

TAKI (WATERFALL)



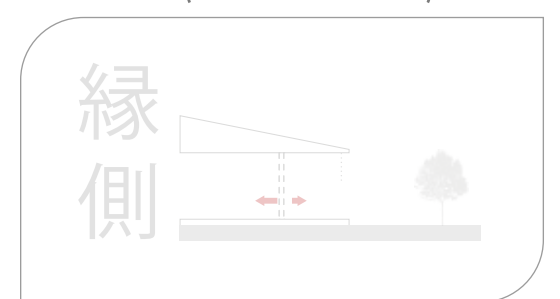
KEKKAI (TRANSITION)



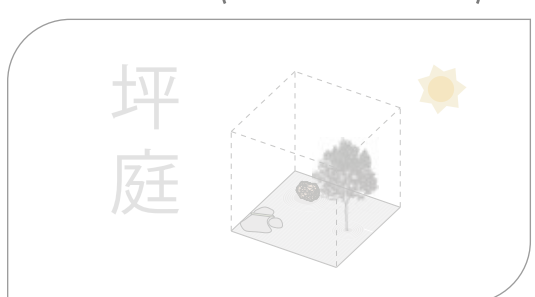
HIKARI, KAGE (LIGHT & SHADOW)



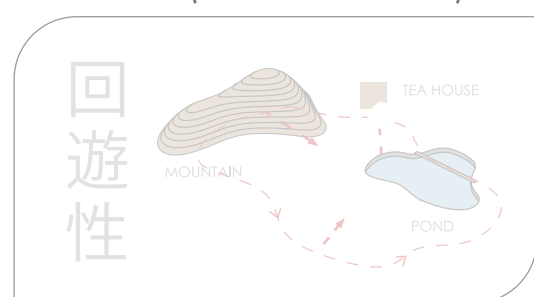
ENGAWA (CONNECTION)




TSUBONIWA (SMALL GARDEN)



KAIYUUSEI (STROLL GARDEN)



ANZEN (SECURITY)




TAIHI (CONTRAST)





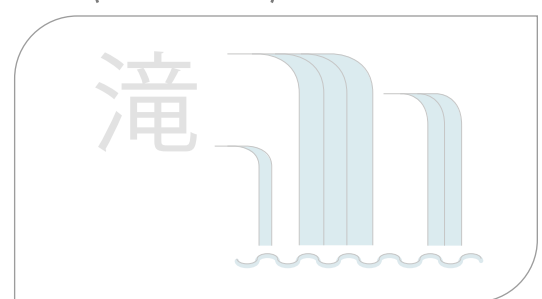


TV Lounge

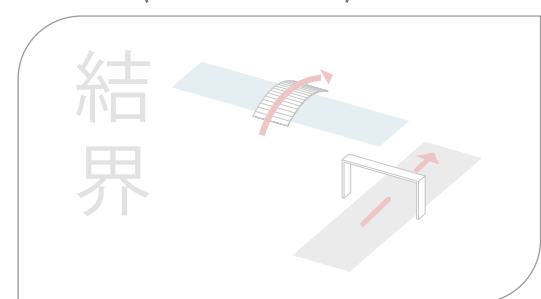


Kids Room

TAKI (WATERFALL)



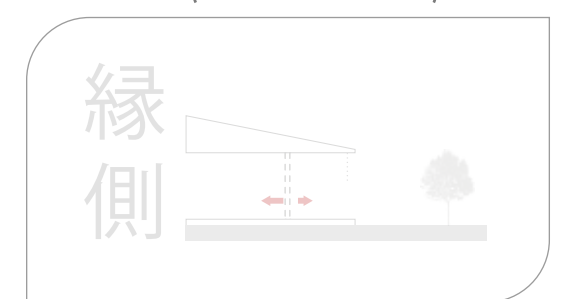
KEKKAI (TRANSITION)



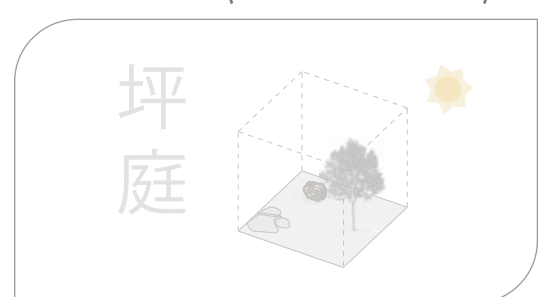
HIKARI, KAGE (LIGHT & SHADOW)



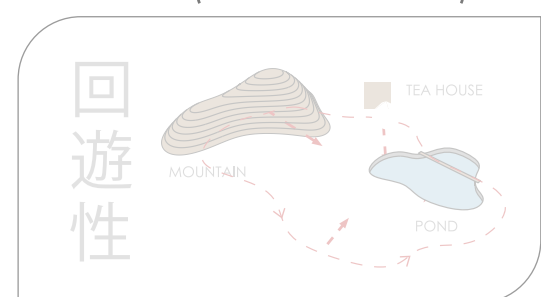
ENGAWA (CONNECTION)




TSUBONIWA (SMALL GARDEN)



KAIYUUSEI (STROLL GARDEN)



ANZEN (SECURITY)



TAIHI (CONTRAST)





# KRISUMI

CORPORATION

**ONE VISIT AND YOU'LL SEE WHY KRISUMI IS THE ONE FOR YOU!**

Krisumi Sales Lounge  
Sec 36A, Gurugram



**Call 87226 87226**

HARERA GURUGRAM WITH REGISTRATION NUMBER: RC/REP/HARERA/GGM/2018/03

Disclaimer: Waterfall Residences has been registered via HARERA with registration number RC/REP/HARERA/GGM/2018/03 and is available on the website <http://harera.in/underregistered-projects>. | The License No. 39 of 2013 | Renewed Building Plan Approval vide Memo No.: ZP-915/Ad(RA)/2018/1568 dated 12.01.2018 issued by DTCP. Waterfall Residences is part of Group Housing Colony in Sector 36A, Gurugram, Haryana, India and is being developed on land admeasuring 2.197 44 3 hectares (ha) (5.43 acres) owned by Krisumi Corporation Private Limited ("Company") pursuant to Order dated September 22, 2020 passed by NCLT, Chandigarh Bench, Chandigarh sanctioning the amalgamation (inter alia) of Bluejays Realtech Private Limited into the Company. Waterfall Residences consists of 433 no. of residential units/apartments, 77 no. EWS units, convenience shopping and community center/club. This advertisement contains artistic impressions and no warranty is expressly or impliedly given that the completed development will comply in any degree with such artist's impression as depicted. The furniture, accessories, items, goods, additional fittings/fixtures, decorative items including finishing materials, specifications, shades, sizes and colour of the files, etc. shown in the image are only indicative in nature and are only for the purpose of illustrating/indicating a conceived layout and do not form part of the standard specifications/amenities/services to be provided. All plans and images shown in the advertisement is indicative and are subject to changes at the discretion of the Company or competent authorities. The Company shall not assume any responsibility of information provided by third parties and reliance shall be placed only on the information provided on the Company's official website i.e. [www.krisumi.com](http://www.krisumi.com). Conversion Scale: 1 square meter (m<sup>2</sup>) = 10.764 square feet.